


saloni


#checklist

Tiffany

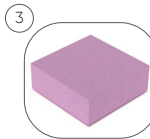
Time to explore the technical specifications of Tiffany.



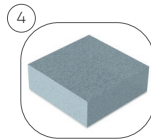
300 gr/m²
Fiber



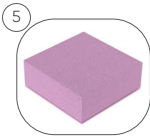
5 cm
25 kg/m³
HYPER Soft Foam



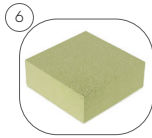
25 kg/m³
Super Soft
Foam




CNC-Cut
45 kg/m³ HLB
Foam




3 cm
25 kg/m³
Super Soft Foam



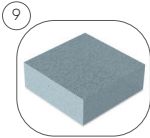
CNC-Cut
35 kg/m³
HR Foam




3 cm 60 kg/m³
Felt



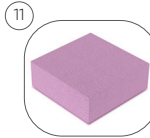
CNC-Cut
35 kg/m³
HR Foam



5 cm 45 kg/m³
HLB Foam



CNC-Cut
35 kg/m³
HR Foam




5 cm 35 kg/m³
HR Soft Foam




200 gr/m²
Fiber




CONSTRUCTION



(Image 1-1)



(Image 1-2)



(Image 1-3)

Plywood and beech wood are used in the framework as the main construction of the sofa.

Plywood, a high-strength (36 N/mm^2) layered wood material produced in accordance with EN 636 standards, is obtained by aligning wood layers and fibers of around 1.5 mm thickness vertically and pressing with resin followed by cutting in CNC machinery with high precision. (Image 1-1)

Prime quality beech wood boards of 2x2 cm, 5x2 cm, and 7x2.5 cm, kiln-dried and cured for a minimum of 1 year with a relative humidity of 10% or lower are used.

MDF (Medium Density Fiberboard) of 3 mm thickness, a layered material increasing strength is assembled at the back and on the sides of our products to build a box construction.

D3-norm water-based PVAc wood glue with high adhesion strength in accordance with EN 204 standards is used in all joints of wooden components in the framework.

To improve strength and durability, components of the framework are joined by a notched joining system. (Image 1-1) (Image 1-2)

Elastic columns with a maximum interval of 4 cm with an elasticity of 60% and tensile strength of 350 kg obtained by weaving polyester threads around a total of 105 triple rubber fibers with a width of 7 cm are used to ensure ergonomics and comfort in seating. (Image 1-3)

Plastic materials of various dimensions are used in corners and edges in the framework to reduce rigidity and improve aesthetics after upholstering.

FOAM

In order to maximize comfort and durability in the seat, back, and arms, we employ a layered composite sponge application.

For the bottom layer of the seat, we apply a supportive felt made from 100% recycled polyester material with a density of 60 kg/m^3 (density) and a thickness of 3 cm.

As the main seat sponge, we use CNC-cut 12 cm sponge with a density of 35 kg/m^3 (density) HR Foam (High Resilience) quality.

A flexible and soft foam with a density of 35 kg/m^3 (density) HR Soft quality, CNC cut to a thickness of 5 cm, is used as comfort foam in the top layer.

saloni

We use 45 kg/m³ (density) HLB quality CNC cut hard sponge application as a support on the upper back.

A soft foam with a density of 25 kg/m³ (density) is used as comfort foam to cover the front, inner, and upper parts of the back.

A 5 cm thick soft foam of 25 kg/m³ (density) HYPER Soft quality is applied as comfort foam to cover the front part of the backrest.

We use 45 kg/m³ (density) HLB quality CNC cut hard sponge application on the arm to prevent feeling the skeleton.

For the top layer covering the entire seat and back, we use a non-woven, thermally and chemically bonded top layer produced with a heat and chemical bonding method. This layer consists of 100% polyester 300 gr/m² premium laminated fiber.

To prevent excessive softening and sinking of the front of the seats due to intensive use and to enhance the aesthetic appearance of the front fabric, we apply a 5 cm thick, 20 cm wide, 45 (kg/m³) HLB barrier sponge in the front part of the seat.

FITTINGS & LOAD-BEARING SYSTEMS

The Tiffany model features cast legs with a 40 mm diameter.

MECHANISM



Deep Seat



Single Bed

ÇİFT AÇILIR TEKYAT-02 mechanism is used in the Romans model, which provides depth seating and can be converted into a mattress by allowing for the expansion of seating by 20 cm.

Our mechanism is manufactured by using DKP, HRP, and 6220 metal sheet materials of 4 mm, formed by CNC laser machinery with high precision cut and finishing by electrostatic application of textured powder coating.

APPLICATIONS FOR STRENGTH AND DURABILITY

During R&D activities, the products are subject to seating tests for 30,000 seating instances on average. Foam with thickness increased by 30% to 50% and density increased by 20% to 30% is used in the seat cushion of the conventional products of 100 kg.

Recycled material (felt) is used to replace 12% of foam material. Eco-friendly materials with reduced carbon footprint are used.

More than 18% of the product consists of wooden material.

Materials with durability increased by 50% to 100% with a wider surface area and a higher load-bearing capacity are used as fittings.

Factors such as structure, construction, production, shipment, and assembly at home, considering even children jumping on the product, have been thought about carefully throughout the design and production stages up to the finished product.

FABRIC & SEAMS

Fabrics of the manufacturers carrying out production processes in line with international quality standards are used in our sofas.

Each lot of our fabrics is subject to all required physical and chemical testing following the applicable standards, especially including EN ISO 12947-2, EN ISO 13936-2, EN ISO 13937-3, EN ISO 13934-1, EN ISO 14704-1 standards, and fabrics with high Martindale wear (50.000 cycles and above), pile loss (10,000 cycles and above), pilling (5 and above), tear strength (40 N and above) are used.

Average fabric weights are 725 g/m² in the nubuck series, 450 g/m² in the woven series, and 325 g/m² in the velvet series (according to EN 12127).

Number 30, 80 tex low-flexibility, high-strength (5200 cN) lubricated continuous filament polyester threads are used as assembly seam.

Number 20, 135 tex, high-strength (9500 cN) nylon 6.6 threads are used as blind stitches used to improve strength and for aesthetic purposes.

Our sewing threads are certified by Oeko-Tex Standard 100.

To maximize sewing strength, assembly seams are used every 3 mm in length while blind stitches are used every 5 mm in length and 5 mm in width.